

DURHAM MFG[®]

Est. 1922



Metal & Plastic Compartment Box and Racks

Large Compartment Boxes	27 - 29	Small Compartment Boxes	33
Large Slide Racks	30 - 31	Small Slide Racks	34
Base for Large Slide Racks	30 - 31	Base for Small Slide Racks	34
Plastic Inserts	31, 34	Locking Hinge	32, 35
Large Label Pouches	31	Small Label Pouches	35
Small Plastic Compartment Boxes and Rack	36	Large Plastic Compartment Boxes and Rack	37

Compartment Boxes & Racks

Durham Compartment Boxes are designed to be the perfect organizers, merchandisers and storage systems for small parts

LARGE COMPARTMENT BOXES

SCOOP BOX STYLE



**Model
102-95**



**Model
107-95**



**Model
109-95**



**Model
111-95**



**Model
113-95**



**Model
115-95**



**Model
117-95**



**Model
125-95**

Large Compartment Boxes

- Prime cold-rolled steel outer shell
- Compartments have scooped bottoms to make part removal easy
- Full piano hinge on cover provides rigidity
- Handle allows for easy transport
- Positive pull-down catch keeps cover tightly closed to prevent part migration
- Racks, and pouches for cover labels are available as accessories. Cover labels can be downloaded from our website
- Durable, gray, powder coat finish

Model	Overall Dim: WxDxH (In.)	Compartments / Opening Size	Carton Pack	Ship Wt. (Lbs.)
102-95	18-5/16 x 12-7/16 x 3-1/16	(20) 2-11/16 x 2-7/8 (4) 3-13/16 x 2-7/8	4	32
107-95	18-5/16 x 12-7/16 x 3-1/16	(32) 2-1/8 X 2-7/8	4	32
109-95	18-5/16 x 12-7/16 x 3-1/16	(20) 2-11/16 x 2-15/16 (1) 3-13/16 x 11-9/16	4	32
111-95	18-5/16 x 12-7/16 x 3-1/16	(20) 3-7/16 x 2-15/16	4	32
113-95	18-5/16 x 12-7/16 x 3-1/16	(16) 4-15/16 x 2-15/16	4	32
115-95	18-5/16 x 12-7/16 x 3-1/16	(12) 5-13/16 x 2-15/16	4	32
117-95	18-5/16 x 12-7/16 x 3-1/16	(6 Vertical) 2-7/8 x 11-11/16	4	32
125-95	18-5/16 x 12-7/16 x 3-1/16	(6 Horizontal) 17-1/2 x 1-7/8	4	32



More Compartment Boxes on next page

LARGE COMPARTMENT BOXES

SCOOP BOX STYLE

Adjustable Compartment Large Horizontal Box

- Prime cold-rolled steel outer shell
- 6 horizontal compartments: 1-7/8" x 17-1/2" x 2-15/16"
- 12 vertical dividers are included and adjust on 2-1/4" centers
- Full piano hinge on cover provides rigidity
- Positive pull-down catch keeps cover tightly closed to prevent part migration
- Handle allows for easy transport
- Racks, pouches and cover labels are available as accessories
- Durable, gray, powder coat finish



Model 099-95

Model	Overall Dim: WxDxH (In.)	Compartments	Carton Pack	Ship Wt. (Lbs.)
099-95	18-5/16 x 12-7/16 x 3-1/16	Variable/Adjustable	4	32
097-95	Dividers for 099-95 (straight)		Bag of 12	1

 Ships UPS

Adjustable Compartment Large Vertical Box

- Prime cold-rolled steel outer shell
- Durable plastic with 3 fixed vertical compartments and 9 movable dividers adjustable on 1" centers
- Full piano hinge on cover provides rigidity
- Positive pull-down catch keeps cover tightly closed to prevent part migration
- Handle allows for easy transport
- Racks, pouches and cover labels are available as accessories
- Durable, gray, powder coat finish



Model 119-95

Model	Overall Dim: WxDxH (In.)	Compartments	Carton Pack	Ship Wt. (Lbs.)
119-95	18-5/16 x 12-7/16 x 3-1/16	Variable/Adjustable (4) 4-5/16 x 11-7/16	4	32
120-95	Scooped dividers for 119-95		Bag of 9	3

 Ships UPS


Adjustable Compartment Large Expando Box

- Prime cold-rolled steel outer shell
- Durable plastic insert
- 3 adjustable horizontal and 3 adjustable vertical dividers
- Full piano hinge on cover provides rigidity
- Positive pull-down catch keeps cover tightly closed to prevent part migration
- Handle allows for easy transport
- Racks, pouches and cover labels are available as accessories
- Durable, gray, powder coat finish



Model 131-95

Model	Overall Dim: WxDxH (In.)	Compartments	Carton Pack	Ship Wt. (Lbs.)
131-95	18-5/16 x 12-7/16 x 3-1/16	adjustable	4	32
132-95-EXL-H/DV	Dividers for 131-95 (horizontal)		1	1
133-95-EXL-V/DV	Dividers for 131-95 (vertical)		1	1

 Ships UPS


Large Empty Metal Shell

- Prime cold-rolled steel
- Full piano hinge on cover provides rigidity
- Positive pull-down catch keeps cover closed
- Handle allows easy transport
- Can be used with plastic inserts for large compartment boxes on Page 31
- Racks are also available as accessories
- Durable, gray, powder coat finish



Model 123-95

Model	Overall Dim: WxDxH (In.)	Compartments	Carton Pack	Ship Wt. (Lbs.)
123-95	18-5/16 x 12-7/16 x 3-1/16	Empty Metal Shell	4	24

 Ships UPS

LARGE COMPARTMENT BOXES

SCOOP BOX STYLE & HEAVY DUTY HANDLE



Model
095-95-RSC-IND


Large 9 Opening Compartment Box - Sold as individual

- Prime cold-rolled steel outer shell
- Compartments have scooped bottoms to make part removal easy
- Full piano hinge on cover provides rigidity
- Handle allows for easy transport
- Positive pull-down catch keeps cover tightly closed to prevent part migration
- Racks, pouches and cover labels are available as accessories
- Durable, gray, powder coat finish

Model	Overall Dim: WxDxH (In.)	Compartments	Carton Pack	Ship Wt. (Lbs.)
095-95-RSC-IND	18-5/16 x 12-7/16 x 3-1/16	9 total (4) 5-13/16 x 2-15/16 (4) 2-7/8 x 2-15/16 (1) 17-1/2 x 5-3/4	1	8



Model
102PC227-95



New Comfort Grip handle and new double catches with option to pad-lock. Lock not Included



Model
119PC227-95

- Prime cold-rolled steel outer shell
- Compartments have scooped bottoms to make part removal easy
- Full piano hinge on cover provides rigidity
- Comfort Grip handle allows for easy transport

- Positive pull-down lock-able catches keeps cover tightly closed to prevent part migration
- Racks, pouches and cover labels are available as accessories
- Durable, gray, powder coat finish

Model	Overall Dim: WxDxH (In.)	Compartments	Carton Pack	Ship Wt. (Lbs.)
102PC227-95	17-15/16 x 11-7/8 x 2-15/16	(20) 2-11/16 x 2-7/8 (4) 3-13/16 x 2-7/8	4	32
119PC227-95	17-15/16 x 11-7/8 x 2-15/16	Variable/Adjustable (4) 4-5/16 x 11-7/16	4	32



LARGE BEARING SLIDE RACKS & BASES

FOR USE WITH LARGE COMPARTMENT BOXES



**Model
303B-15.75-95**



**Model
305B-95**



**Model
309B-95**



**Model
303B-16.75-95**



**Model
321B-95**



**Model
321B-95-DR**




**Model
304-95**

Heavy Duty Bearing Slide Rack (Holds Large Compartment Boxes)

- Sturdy construction using prime cold-rolled steel
- Each cradle holds up to 75 Lbs.
- Solid cradle extends beyond the opening of the unit when in the open position reducing the chance of drawer covers closing when not intended
- Slides can be replaced
- Positive closure feature keeps trays from sliding out unintentionally
- Punched holes for easy installation of locking hinge (locking hinge not included)
- -DR model includes door and lock with 2 keys
- Base is available as accessory
- Durable, gray, powder coat finish

Model	Overall Dim: WxDxH (In.)	Compartments	Carton Pack	Ship Wt. (Lbs.)
303B-15.75-95	20-5/16 x 15-7/8 x 15	4	1	40
309B-95	20-3/16 x 12-5/8 x 8-1/8	2	40*	20
310B-95	20-5/16 x 12-5/8 x 14-7/8	4	1	34
305B-95	20-1/2 x 12-1/2 x 21	5	1	48
321B-95	20-5/16 x 15-7/8 x 21-7/8	6	1	57
321B-95-DR	20-5/16 x 15-7/8 x 21-7/8	6 with locking door	1	62
Optional Bases				
304-95	20-9/16 x 16-1/8 x 15	For Models 302B-15.75, 303B-15.75, 321B	1	16
304-95-5.75/LEG	20-9/16 x 16-1/8 x 5-11/16	For Models 302B-15.75, 303B-15.75, 321B	1	12
311-95	20-3/4 x 12-3/4 x 15	For Models 309B, 310B	1	15
311B/305B-95	20-3/4 x 12-3/4 x 15	Only for Model 305B-95	1	15



* Minimum order quantity

**SEE PAGE 203 FOR
NEW TOPPER ACCESSORY**

See next page for more rack options

LARGE SLIDE RACKS

FOR LARGE COMPARTMENT BOXES



**Model
303-95**



**Model
302B-15.75-95**

Easy Glide Slide Rack (Holds 2 or 4 Large Compartment Boxes)

- Sturdy construction using prime cold-rolled steel
- Each cradle holds up to 40 Lbs
- Easy glide slides allow boxes to move in and out smoothly
- Center braces on cradles provide extra rigidity
- Reinforced rack keeps boxes level
- Boxes can be easily removed for transport to work areas
- Base and locking hinge are available as accessories
- Durable, gray, powder coat finish

Model	Overall Dim: WxDxH (In.)	Compartments	Carton	Ship Wt. (Lbs.)
302B-15.75-95	20-5/16 x 15-7/8 x 8-3/16	2	1	22
303-95	20 x 15-5/8 x 15	4	1	30
Optional Bases				
304-95	20-9/16 x 16-1/8 x 15	-	1	16
304-95-5.75/LEG	20-9/16 x 16-1/8 x 5-11/16	-	1	12



Plastic Inserts Only for Large Compartment Boxes

- Molded from durable plastic
- Can be used independently or as replacements for other Large Compartment Box inserts
- Fits into model 123-95 Large Empty Metal Shell
- Dividers are sold separately
- Color; gray



**Model
124-95-24**

Model	Compartments	Dividers	Carton	Ship Wt. (Lbs.)
124-95-06/HOR-IND	(6) 17-1/2 x 1-27/32	0	1	4
124-95-06/VERT-IND	(6) 2-13/16 x 11-21/32	0	1	4
124-95-12-IND	(12) 5-25/32 x 2-27/32	0	1	4
124-95-16-IND	(16) 4-5/16 x 2-27/32	0	1	4
124-95-20-IND	(20) 3-7/16 x 2-27/32	0	1	4
124-95-21-IND	(20) 2-21/32 x 2-27/32 (1) 3-25/32 x 11-19/32	0	1	4
124-95-24-IND	(24) 2-21/32 x 2-27/32	0	1	4
124-95-32-IND	(32) 2-1/8 x 2-27/32	0	1	4
124-95-ADL-IND	Variable 4-13 4-15/16 x 11-19/32	9	1	4
124-95-ADLH-IND	Variable 6-18 17-1/2 x 1-7/8	12	1	4
124-95-EXL-IND	Variable 1-16	3 (H), 3 (V)	1	4



Clear Plastic Label Pouch for Large Compartment Boxes

- Peel and stick backing allows pouch to adhere to covers easily
- Can be used with downloadable cover labels on www.durhammfg.com
- Keeps labels, plan-o-grams, inventory sheets, and instruction sheets clean
- Items being inserted can be easily changed



**Model
D853**

(shown with optional cover label installed)

Model	Descriptions	Carton	Ship Wt. (Lbs.)
D853	Label Pouch for Large Compartment Box	1	1

